

# Quick Curriculum Guide (Year Four)

We understand that children as well as parents of children that are home from school may be feeling a bit stressed at the current time. Our aim is to try to make mathematics a little more accessible for you. We have put together a simple overview of some of the Australian Mathematics Curriculum, for each year level from Foundation to Year 6. Please note, most States and territories have made some adjustments to the Curriculum.

## About Year 4:

- The mathematics tends to become **much** harder in Year 4.
- Students finish learning all of their **multiplication** tables and the **related division facts**, while at the same time need to **consolidate** their basic **addition** and **subtraction** facts.
- Fraction work increases and they move from whole numbers to two decimal places (e.g. 2.57).

## For Teachers:

- You are welcome to send home these cards and activities to parents. A great way of organising your term might be cutting up the cards and adding to the activities ideas.

## For Parents:

- Keep in mind this is what children learn over the **whole year**, not just in one term.
- All children are different, so expectations will vary even between children within the same year level.
- For the listed activities, we think these are all worth trying / could be managed in a home setting even for those inexperienced with teaching at home. We have tried to avoid specialty equipment.
- Even if you're not too sure about teaching, just introducing the idea and some related vocabulary can be a great help.
- Regular routines are beneficial for children. Many of these activities can be repeated, which will help the children retain what they learn. You can do the activity the same way or make slight changes to keep it interesting. It is better to pick one or two activities and repeat them than it is to try them all once!

### #1 Year Four (Number)

*The Australian National Curriculum Says:*

*Investigate and use the properties of odd and even numbers*

#### What this means

- Even + Even = Even
- Odd + Odd = Even
- Even + Odd = Odd
- Odd + Even = Odd

#### Activity Idea

Ask the child to determine what happens when you add two even numbers. Two odd numbers? They should be the ones to come up with the 'rules' of Even + Even = Even, etc.

Teaching at Home - Quick Guide

[www.drpaulswan.com.au](http://www.drpaulswan.com.au)

## A sample card

**Note the features of these cards:**

- The star in the top right.
  - Filled in: this means this is a topic that in our opinion is vital, perhaps as a building block to concepts in later years.
  - Not filled in: while still important, Linda and I consider this secondary.
- A simplified explanation of what the curriculum is describing and often some clarifications on terms used.
- A single activity or game idea. Some will reference free games and downloadables that you can find on [www.drpaulswan.com.au](http://www.drpaulswan.com.au)

Problem Solving and Reasoning often go together and involve a child thinking about a problem, applying their skills and then explaining how they did the problem. A child's mathematical vocabulary will make a difference.

We have placed some free Problems of the Week (POTW) and some Perplexing Puzzles onto our website.

We have provided answers and grouped them into rough Year levels.

See [www.drpaulswan.com.au/teaching-at-home](http://www.drpaulswan.com.au/teaching-at-home)

The full Australian Curriculum: Mathematics can be found at [www.australiancurriculum.edu.au/f-10-curriculum/mathematics/](http://www.australiancurriculum.edu.au/f-10-curriculum/mathematics/)  
The AC:M is copyright of ACARA used with permission under the Creative Commons Licence

**Acknowledgement to Linda Marshall for her assistance developing these notes.**



## #1 Year Four (Number)



**The Australian National Curriculum Says:**

Investigate and use the properties of odd and even numbers

### What this means

- Even + Even = Even
- Even + Odd = Odd
- Odd + Odd = Even
- Odd + Even = Odd

### Activity Idea

Ask the child to determine what happens when you add two even numbers. Two odd numbers? They should be the ones to come up with the 'rules' of Even + Even = Even, etc.



## #2 Year Four (Number)



**The Australian National Curriculum Says:**

Recognise, represent and order numbers to at least tens of thousands

### What this means

- Students correctly read, write and say these larger numbers.
- Note that we no longer use a comma in numbers of five digits or more, but a gap between groups of 3 digits; so we would have 23 356 not 23,356.

### Activity Idea

Write five-digit numbers on sticky notes and have the child arrange them in order.



## #3 Year Four (Number)



**The Australian National Curriculum Says:**

Apply place value to partition, rearrange and regroup numbers to at least tens of thousands to assist calculations and solve problems

### What this means

- the child can 'break down' (partition) numbers into their place value parts, and then look at different combinations of them. For example, know that:

$$9415 = 9000 + 400 + 10 + 5$$

$$9415 = 9000 + 415$$

$$9415 = 8000 + 1400 + 15, \quad \text{etc.}$$

**Note:** Methods of calculation vary, check with your child's school for their preferred method.



## #4 Year Four (Number)



**The Australian National Curriculum Says:**

Investigate number sequences involving multiples of 3, 4, 5, 7, 8 and 9

### What this means

The **multiples** of a number are any numbers into which it will divide without a remainder, e.g. the multiples of 3 are 3, 6, 9, 12, 15, ...

### Activity Idea

Use a Number Board (download a template from [drpaulswan.com.au](http://drpaulswan.com.au)), ask the student to look for patterns in the each of the tables 3 - 9.

Ask "What are the patterns in 8, 16, 24, ... 49, 42, 35..."



## #5 Year Four (Number)



**The Australian National Curriculum Says:**

Recall multiplication facts up to 10 x 10 and related division facts

### What this means

- Typically called 'the tables' note that division is also included.
- **Recall means that the student does not have to work out the answer, they remember it. This does not mean they have to be able to recite it instantly. Under 3 seconds is a good benchmark.**

### Activity Idea

Play the "Arrays Game (Milestones Edition)" from [www.drpaulswan.com.au](http://www.drpaulswan.com.au)



## #6 Year Four (Number)



**The Australian National Curriculum Says:**

Develop efficient mental and written strategies ... for multiplication and division where there is no remainder

### What this means

- **Efficient strategies:** Does not get bogged down in too many steps or forget where they're up to.
- **Written strategies:** Note these vary from school to school.

### Activity Idea

Play the "COMBO" Card Game, available for purchase from [www.drpaulswan.com.au](http://www.drpaulswan.com.au)




## #7 Year Four (Number)



**The Australian National Curriculum Says:**  
investigate equivalent fractions used in contexts

### What this means

- Equivalent fractions are different names for the same fraction number, e.g.  $\frac{1}{2}$  is the same as  $\frac{2}{4}$  and  $\frac{3}{6}$ , so  $\frac{1}{2}$ ,  $\frac{2}{4}$  &  $\frac{3}{6}$  are **equivalent fractions**.
- Match the fraction (e.g.  $\frac{3}{4}$ ), the words "three quarters" and images.



### Activity Idea

Play "Equivalent Fraction Match 1 & 2" or Equivalent Fraction POP from [www.drpaulswan.com.au](http://www.drpaulswan.com.au)



## #8 Year Four (Number)

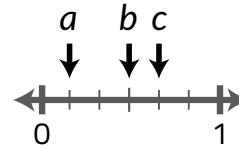


**The Australian National Curriculum Says:**  
Count by quarters halves and thirds, including with mixed numerals.  
Locate and represent these fractions on a number line

### What this means

- Mixed numerals have a whole number and a fraction, e.g.  $3\frac{1}{2}$

### Activity Idea



- What fractions do  $a$ ,  $b$ , and  $c$  represent?



## #9 Year Four (Number)



**The Australian National Curriculum Says:**  
Recognise that the place value system can be extended to tenths and hundredths. Make connections between fractions and decimal notation

### What this means

**2.16**  
↑ tenths    ↑ hundredths

2.16 is read as "two and sixteen hundredths" rather than "two point one six" which allows children to see how place value allows you to name numbers.

- 2.16 is equal to:
- $2 + \frac{1}{10} + \frac{6}{100}$
  - $2 + \frac{16}{100}$

Used during other activities (e.g. Card #10)



## #10 Year Four (Number)



**The Australian National Curriculum Says:**  
Solve problems involving purchases and the calculation of change to the nearest five cents with and without digital technologies

### What this means

- Student can give change. e.g. a \$3.75 item, \$5 tendered, student may count back 5c and say "three dollars eighty" and 20c saying "four dollars" and count back another dollar and say "five dollars"

### Activity Idea

Play shops, using method above. Use catalogues.



## #11 Year Four (Number)



**The Australian National Curriculum Says:**  
Explore and describe number patterns resulting from performing multiplication

### What this means

- Do multiplications and look for patterns.

### Activity Idea

- Explore multiples patterns on a number grid (download from [drpaulswan.com.au](http://drpaulswan.com.au)).  
e.g. the multiples of 11.

1	2	3	4	5	6	7	8	9	10
11	12	13	14	15	16	17	18	19	20
21	22	23	24	25	26	27	28	29	30
31	32	33	34	35	36	37	38	39	40
41	42	43	44	45	46	47	48	49	50
51	52	53	54	55	56	57	58	59	60
61	62	63	64	65	66	67	68	69	70
71	72	73	74	75	76	77	78	79	80
81	82	83	84	85	86	87	88	89	90
91	92	93	94	95	96	97	98	99	100
101	102	103	104	105	106	107	108	109	110
111	112	113	114	115	116	117	118	119	120

"The multiples of 11 go diagonally because ..."



## #12 Year Four (Number)



**The Australian National Curriculum Says:**  
Solve word problems by using number sentences involving multiplication or division where there is no remainder

### What this means

- There are many words and phrases used to describe multiplication and division ('groups of', 'times as many,' 'by', 'of', etc.) Children need to translate the words into the number sentence.

### Activity Idea

Download "Word Problems Multiplication & Division" and the interactive version on [drpaulswan.com.au](http://drpaulswan.com.au)



## #13 Year Four (Number)



**The Australian National Curriculum Says:**

Find unknown quantities in number sentences involving addition and subtraction and identify equivalent number sentences involving addition and subtraction

### What this means

- These are early forms of **algebra**. Boxes, lines, ? marks and later letters may be used to represent missing elements of a number sentence.

### Activity Idea

$$23 + \underline{\quad} = 20 + 8$$

$$27 + 6 = 40 - ?$$

$$2734 = 2000 + \square + 70 + 4$$

Create more of your own

Teaching at Home - Quick Guide

[www.drpaulswan.com.au](http://www.drpaulswan.com.au)



## #14 Year Four (Measurement)



**The Australian National Curriculum Says:**


Use scaled instruments to measure and compare lengths, masses, capacities and temperatures,

### What this means

- A scaled instrument is one that has markings or gradations on it; e.g. the mm and cm marks on a ruler, or the 25 mL marks on a measuring jug.

### Activity Idea

Anything involving these; Cooking, measuring/weighing two objects, etc.



Teaching at Home - Quick Guide

[www.drpaulswan.com.au](http://www.drpaulswan.com.au)



## #15 Year Four (Measurement)



**The Australian National Curriculum Says:**

Compare objects using familiar metric units of area and volume

### What this means

- This does **not** mean using calculations or formulas to determine the area or volume of something. Grid paper and cubes may be used.

### Activity Idea

Trace your hand onto 1 cm grid paper. Count squares to determine the area. Then try your foot. Compare.

Teaching at Home - Quick Guide

[www.drpaulswan.com.au](http://www.drpaulswan.com.au)



## #16 Year Four (Measurement)



**The Australian National Curriculum Says:**

Convert between units of time

### What this means

- Working out whether you need to multiply or divide when converting between units.  
e.g. 60 minutes = 1 hour, so 1.5 hours = 90 minutes.

### Activity Idea

Have you been alive for 1 000 000 seconds?  
This requires a calculator.

Teaching at Home - Quick Guide

[www.drpaulswan.com.au](http://www.drpaulswan.com.au)



## #17 Year Four (Measurement)



**The Australian National Curriculum Says:**

Use 'am' and 'pm' notation and solve simple time problems

### What this means

- Children need to understand am refers to morning and pm refers to afternoon/evening.

### Activity Idea

- Solve simple time problems like: "I leave home at 11:30 am, and the walk to station takes 45 minutes. What time will I arrive at the station?"

Teaching at Home - Quick Guide

[www.drpaulswan.com.au](http://www.drpaulswan.com.au)



## #18 Year Four (Geometry)



**The Australian National Curriculum Says:**

Compare the areas of regular and irregular shapes by informal means

### What this means

- This does **not** include the use of formulas. Shapes can be drawn on grid paper and the number of squares counted to find and compare the areas.

### Activity Idea

Draw a blob (an irregular shape) onto 1 cm grid paper. Count squares to determine the area.

Teaching at Home - Quick Guide

[www.drpaulswan.com.au](http://www.drpaulswan.com.au)



## #19 Year Four (Geometry)



### The Australian National Curriculum Says:

Compare and describe two dimensional shapes that result from splitting common shapes, with and without the use of digital technologies

### What this means

- How many ways can a rectangle be cut in half so that each part is exactly the same as the other half?

### Activity Idea

Download the Tangram Puzzles from [drpaulswan.com.au](http://drpaulswan.com.au)



## #20 Year Four (Geometry)



### The Australian National Curriculum Says:

Use simple scales, legends and directions to interpret information contained in basic maps

### What this means

- Maps become more formal and this involves reading maps and paying attention to the key features of scales, legends (keys) and compass directions.

### Activity Idea

Use the Maps app on your phone and discuss with your child. Point out scale, local landmarks and compass directions.



## #21 Year Four (Geometry)

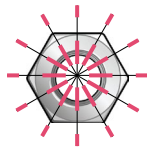


### The Australian National Curriculum Says:

Create symmetrical patterns, pictures and shapes with and without the use of digital technologies

### What this means

- Student understands the two types of symmetry: line symmetry and rotational symmetry.
- Students use this knowledge to draw pictures.



### Activity Idea

Try a Google image search on the term 'Symmetry'. Many drawing apps include a 'symmetry' mode.



## #22 Year Four (Geometry)



### The Australian National Curriculum Says:

Compare angles and classify them as equal to, greater than, or less than, a right angle (90°)

### What this means

- A right angle measures 90°. Example: where a wall meets the floor is a right angle.
- Classifications: right angle (90°), acute angle (less than 90°), obtuse angle (greater than 90° but less than 180°), straight angle (180°), reflex angle (greater than 180°).

### Activity Idea

Look at a pair of scissors or garden shears. Consider the angles made.



## #23 Year Four (Stats & Probability)



### The Australian National Curriculum Says:

Describe possible everyday events and order their chances of occurring

### What this means

- The word impossible means there is no chance of and event occurring, whereas possible describes a range of possibilities. Children will need to be exposed to a variety of language in order to describe and order events.

### Activity Idea

Listen to/read "A Very Improbable Story" by Edward Einhorn (available on Youtube)



## #24 Year Four (Stats & Probability)



### The Australian National Curriculum Says:

Identify everyday events where one cannot happen if the other happens

### Example

- "If there is no power, we cannot watch TV."

### Activity Idea

Try activities using two dice where you add the results.

Can I get a total of 12 if I roll a 2 on the first dice?

Can I get a total of 5 if I roll a 6 on the first dice?



## #25 Year Four (Stats & Probability)



**The Australian National Curriculum Says:**

Identify events where the chance of one will not be affected by the occurrence of the other

### Example

- If I flip a coin and get four heads in a row, it would not affect the chance of getting a head or tail on the next flip.



### Activity Idea

Flip a coin, discuss chances after a run of the same outcome e.g. 3 heads in a row. What do you think will come up next? Why?



## #26 Year Four (Stats & Probability)



**The Australian National Curriculum Says:**

Construct suitable data displays, with and without the use of digital technologies, from given or collected data. Include tables, column graphs and picture graphs where one picture can represent a number of items

### What this means

- Data displays = a graph or table.
- One picture can represent more than one item.


### Activity Idea

Make a table of the different-coloured lollies in a lolly packet. On grid paper, produce a column graph. Keep gaps between each column.




## Further Support

### Maths Terms and Tables



Definitions of mathematical terms

### Maths Handbook for Teachers and Parents



Explains mathematical content



## Further Support: Tables

The **Networking Tables** series of books is available for ebook download



Available from [www.drpaulswan.com.au/shop](http://www.drpaulswan.com.au/shop)

In Year 4 students learn the rest of the tables. You can buy the full set at a discount.



## Further Support: Games

An Ideal game for Year 4 is the card game **COMBO**



Instructions on how to play as well as extra games you can play with the cards are available on Youtube

The **Multispin** and **Spindiv** games are perfect for practising the multiplication ( $2x - 9x$ ) and division ( $\div 2 - \div 9$ ) facts.



Purchase from [www.drpaulswan.com.au/shop](http://www.drpaulswan.com.au/shop)



## Free Support: Multiplication / Division

### The Basic Facts

**Milestones:** A helpful suggested order for teaching basic multiplication and division facts:  
[www.drpaulswan.com.au/planning](http://www.drpaulswan.com.au/planning)

Includes links to free games such as the **Arrays Game**.

