



Kelmscott
PRIMARY SCHOOL



**Annual
Report
2023**

Principal's Report

Jason Bushe-Jones

It is my privilege to present you with the 2023 Annual Report. This document highlights the academic, social, sporting and community achievements we made during the 2023 school year.



In Term 4, we had our first Public School Review under my administration. As a school community we saw this as an opportunity to highlight and celebrate all the positive improvements we had made as well as focus our energy on the areas we want to develop. The Public School Review team were very impressed with our school and were able to verify the claims we made in our submission. Our school does not require another review for three more years.

Our student achievement data is demonstrating extensive progress and achievement in all year levels and curriculum areas. Our student well-being data and physical quotient were also very positive in the progress we tracked. Our parent and community survey was also overwhelmingly positive and demonstrated a much improved perception of our school overall. We also opened a new community playgroup and initiated a 3-Year-Old Kindy for 2024. Whilst we celebrate these successes, we are always looking for ways to improve. Education is forever evolving and we as a school are committed to researching the latest trends to ensure that we deliver the best possible outcomes for every student at Kelmscott Primary School.

I want to thank our School Board for supporting our school and representing our interests in the community. Our Board Chair, Dan Attewell has made a huge contribution in his second year in the role. Our Board was actively involved in the Public School Review process, which allowed us to showcase the wonderful governance that they provide. We were pleased to welcome some new members which provides us with valuable insight and added perspectives to our Board composition.

I also want to acknowledge the amazing efforts of the P&C who not only ran several fantastic fundraisers but also seamlessly managed the uniform shop and canteen. Our P&C President Susan Smith and her team have done an amazing job throughout the year and kindly donated the funds for our new sports uniforms.

During the 2023 school year our Reconciliation Action Plan (RAP) Committee, reviewed our RAP Plan and had it republished by Narragunnawali. It was reaffirming for the committee to see how much we have already achieved since the Plan was initiated in 2021.

This report will provide you with an in-depth analysis of our 2023 data, highlights, community surveys and our financial records. I view this report as a celebration of all the hard work and dedication that we have achieved.

Jason Bushe-Jones
Principal

Board Chair's Report

Dan Attewell



My name is Dan Attewell and I have had the pleasure of being the KPS Board Chair for 2023. I have been a member of the school board since early 2020 and have enjoyed bringing my knowledge and experiences from an industrial, mining and gas environment to provide different perspectives to school-based situations.

As a father to three young boys, education is extremely important to me and the KPS board has enabled me to stay informed of and be part of decision-making processes which have impacted not only my own children but all the children who attend KPS. It has been a rewarding and educational experience for me which I look forward to continuing during 2023.

If you are looking for a way to be involved in your child/children's future education, there is no better way than to join the school board and stay up to date with the latest information. If you would like to attend a meeting, please contact Jason or myself and I look forward to meeting you at a future board meeting.

Kind Regards,

Dan Attewell
Board Chair

2023 KPS School Board

Dan Attewell – Board Chair
Jason Bushe-Jones – Principal
Abbie Rogers – Parent
Darrelle Wheater – Parent
Wally Turner – Parent
Tegan Phillips – Parent
Stefanie Evans – Parent
Karina Williams – P&C Representative
Michael Donohue – Staff
Jade Aim – Staff
Allison Ferguson – Staff
Councillor John Keogh – Community

Student Achievement Data

Progressive Achievement Data (PAT)

All KPS students from Pre-Primary – Year 6 complete two rounds of PAT testing in Term 1 and then again in Term 4. Students are tested in Reading, Spelling, Mathematics and Grammar & Punctuation. This data is used to set academic targets, inform planning and providing us with an accurate snapshot of our school's trends and areas of greatest priority.

We use this data to work alongside teachers to target individual students who require intervention to monitor their progress from one test to the next. As a school, we set targets for each year level, in the below table you will note that we have set a target that 75% of our students will be 'at or above the 50th percentile'. This is a highly aspirational target as the data from PAT testing is aggregated and averaged out for millions of students across Australia. For our students to be at or above the '50th percentile', they need to be achieving at least at or above the mean for all students tested across the country. In the table you will note that we have made progress in all year levels and most areas tested. Reading and Mathematics were the greatest areas of concern and will be a priority in 2024 with the explicit teaching of our Prime Maths program across the school and our new 'Reading with a Pencil' approach.



YEAR PP-6 ASSESSMENT COMPARISON Term 1-4 2023

TARGET REVIEW	PAT Maths		PAT Reading		PAT Grammar & Punctuation		PAT Spelling	
TARGET ACHIEVED	At or above the 50 th Percentile		At or above the 50 th Percentile		At or above the 50 th percentile		At or above the 50 th percentile	
MAKING PROGRESS								
REGRESSED								
TARGET	Target – 75%		Target – 75%		Target – 75%		Target – 75%	
YEAR LEVEL	Term 1 % 2023	Term 4 2023	Term 1% 2023	Term 4 2023	Term 1 % 2023	Term 4 2023	Term 1 % 2023	Term 4 2023
PRE-PRIMARY	51%	50%	43%	43%				
YEAR 1	24%	45%	18%	33%				
YEAR 2	14%	38%	36%	40%				
YEAR 3	16%	33%	28%	38%	62%	84%	52%	73%
YEAR 4	16%	30%	16%	35%	42%	58%	55%	72%
YEAR 5	29%	24%	23%	20%	45%	48%	62%	57%
YEAR 6	23%	45%	29%	35%	41%	51%	54%	59%
% of KPS students at or above Stanine 5	25%	38%	27%	34%	48%	60%	56%	65%

2023 NAPLAN Data

Our NAPLAN testing took place in Term 1 for the first time. I want to acknowledge the efforts of Mrs Aim who worked tirelessly behind the scenes to make sure the testing ran as smoothly as it did. Some notable differences in this data are the proficiency bands have changed into four new levels which have replaced the numbered bands that we have become accustomed to. Also the impact of the 2021 postponed NAPLAN due to COVID-19 means that we can't measure our current Year 5's progress. Overall, our results were exactly as we expected given the introduction of new whole school initiatives and the 'implementation dip' that is typical of a wholesale change management process. As a school, we aspire to be at or above the National Mean at the conclusion of the next Business Plan cycle. We are not satisfied with our data in its present form, however, we are confident that with the research, planning and our high quality teaching staff we are going to see sustained improvement across all areas tested in the coming years.

As a staff, we all own this data equally. We celebrate the positives, analyse together and always look for ways to improve

Highlights – Year 3

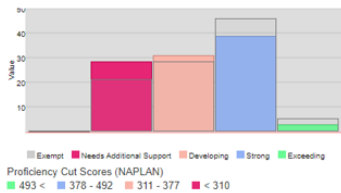
Above like schools in Reading & Spelling

Highlights – Year 5

At like schools in Writing, Spelling and G&P

YEAR 3 NUMERACY PROFICIENCY AND PROGRESS

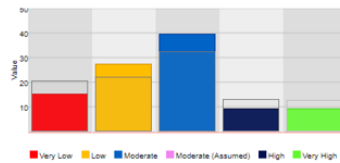
Cohort: Year 3 KELMSCOTT PRIMARY SCHOOL Y03 2023
Reporting Period: 2023 Y03
Numeracy - Proficiency
Filters: All Students



Proficiency Cut Scores (NAPLAN)
493 < 378 - 492 311 - 377 < 310

Filters: Groups Proficiency Levels Progress %

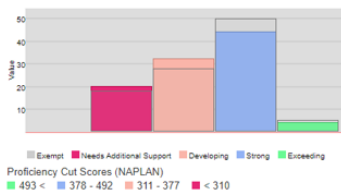
Cohort: Year 3 KELMSCOTT PRIMARY SCHOOL Y03 2023
Reporting Period: 2023 Y03
Numeracy - Progress
Filters: All Students



Proficiency Cut Scores (NAPLAN)
493 < 378 - 492 311 - 377 < 310

Filters: Groups Proficiency Levels Progress %

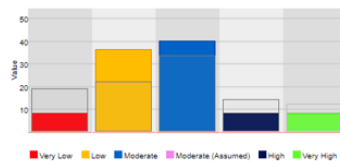
Cohort: Year 3 KELMSCOTT PRIMARY SCHOOL Y03 2023
Reporting Period: 2023 Y03
Numeracy - Proficiency
Filters: Stable Cohort



Proficiency Cut Scores (NAPLAN)
493 < 378 - 492 311 - 377 < 310

Filters: Groups Proficiency Levels Progress %

Cohort: Year 3 KELMSCOTT PRIMARY SCHOOL Y03 2023
Reporting Period: 2023 Y03
Numeracy - Progress
Filters: Stable Cohort

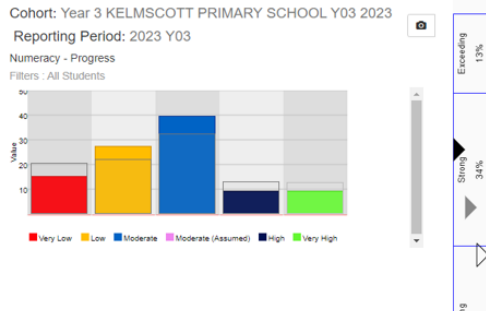
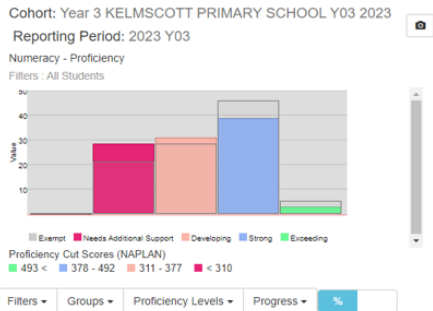


Proficiency Cut Scores (NAPLAN)
493 < 378 - 492 311 - 377 < 310

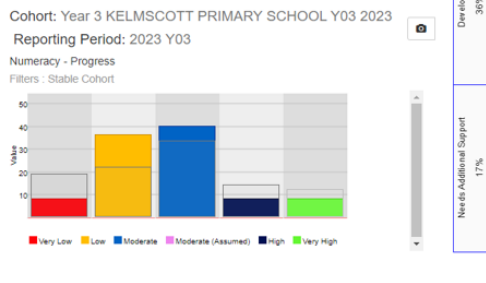
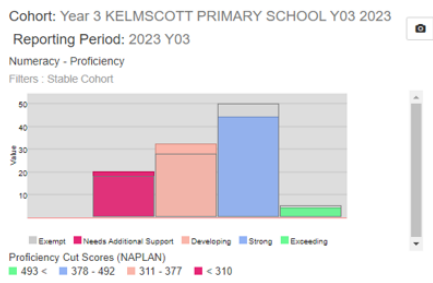
Filters: Groups Proficiency Levels Progress %

- The graph on the top left reflects the overall performance in each of proficiency bands against 'like schools'
- The graph on the top right reflects the overall progress from On-Entry to Year 3 NAPLAN
- The graph on the bottom left reflects the 'stable cohort' performance in each of the proficiency bands
- The graph on the bottom right reflects the progress from On-Entry to Year 3 for our stable cohort

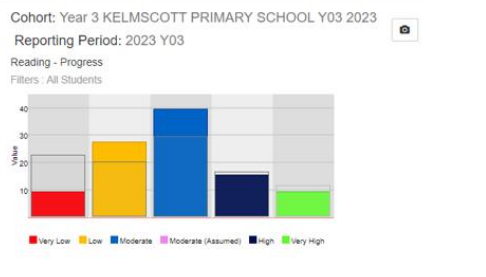
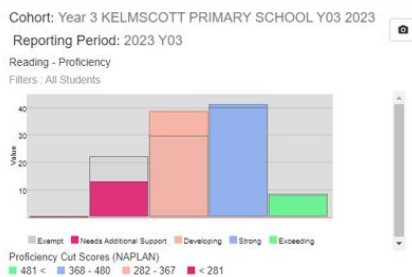
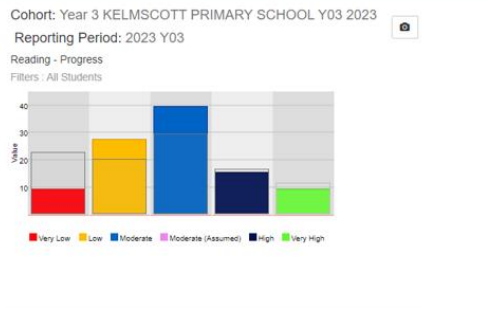
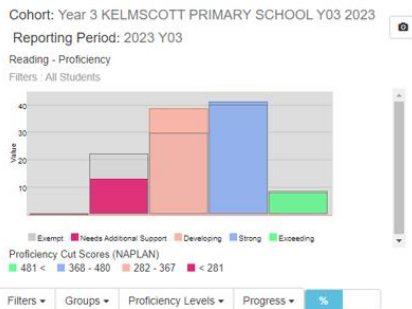
YEAR 3 NUMERACY PROFICIENCY AND PROGRESS



Year 3 Numeracy results sat within the predicted 'expected' range for our school in 2023. However, it still falls below 'like schools' and as a collective staff, we are not satisfied with the result. On a positive note, this testing took place in the first few weeks of our 'Prime Mathematics' rollout across the whole school. We are confident that this implementation coupled with professional learning and observations will increase our results in Mathematics in the coming years. Interestingly our stable cohort performed at a higher rate and had a decrease in the 'needs additional support' band and an increase in the 'exceeding' band. The roll out of our new mathematics approach in 2023 was to address inconsistencies in delivery across classrooms and data trends over a number of years.



YEAR 3 READING PROFICIENCY AND PROGRESS



- The graph on the top left reflects the overall performance in each of proficiency bands against 'like schools'
- The graph on the top right reflects the overall progress from On-Entry to Year 3 NAPLAN
- The graph on the bottom left reflects the 'stable cohort' performance in each of the proficiency bands
- The graph on the bottom right reflects the progress from On-Entry to Year 3 for our stable cohort

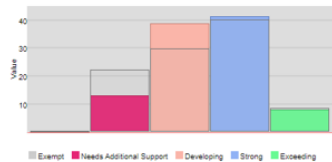
YEAR 3 READING PROFICIENCY AND PROGRESS

Cohort: Year 3 KELMSCOTT PRIMARY SCHOOL Y03 2023

Reporting Period: 2023 Y03

Reading - Proficiency

Filters: All Students



Proficiency Cut Scores (NAPLAN)

481 < 368 - 480 282 - 367 < 281

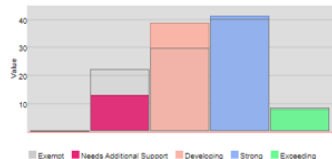
Filters: Groups Proficiency Levels Progress %

Cohort: Year 3 KELMSCOTT PRIMARY SCHOOL Y03 2023

Reporting Period: 2023 Y03

Reading - Progress

Filters: All Students



Proficiency Cut Scores (NAPLAN)

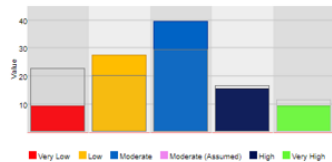
481 < 368 - 480 282 - 367 < 281

Cohort: Year 3 KELMSCOTT PRIMARY SCHOOL Y03 2023

Reporting Period: 2023 Y03

Reading - Progress

Filters: All Students

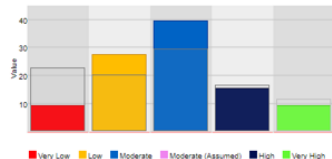


Cohort: Year 3 KELMSCOTT PRIMARY SCHOOL Y03 2023

Reporting Period: 2023 Y03

Reading - Progress

Filters: All Students



Exceeding 8%

Strong 41%

Developing 38%

Needs Additional Support 13%

Year 3 Reading results sat within the predicted 'expected' range for our school in 2023. It was pleasing to see that our results were above that of 'like schools'. Over recent years our whole school approaches with Letters & Sounds, daily warm ups and Heggerty are having a positive impact. The implementation of more decodable readers also seems to have had a positive effect. The results from both the stable cohort and the overall proficiency seem to be very similar which is also indicative of the whole school approaches that are in place. We are setting targets that our results will be at or above the National Mean over the next three year Business Plan cycle. Whilst this is an ambitious goal we are confident in the strength and consistency of approach that will see these results continue to grow.

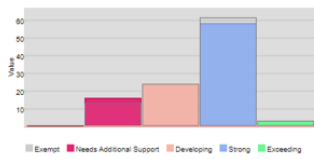
YEAR 3 WRITING PROFICIENCY

Cohort: Year 3 KELMSCOTT PRIMARY SCHOOL Y03 2023

Reporting Period: 2023 Y03

Writing - Proficiency

Filters: All Students



Proficiency Cut Scores (NAPLAN)

503 < 370 - 502 296 - 369 < 295

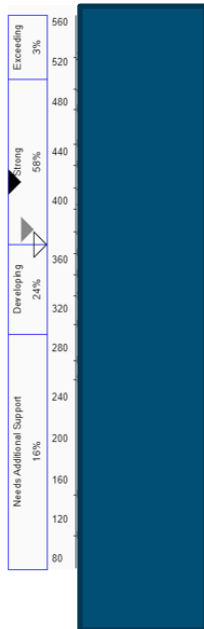
Filters: Groups Proficiency Levels Progress %

percentage of students in each Proficiency Level

include School Student Numbers

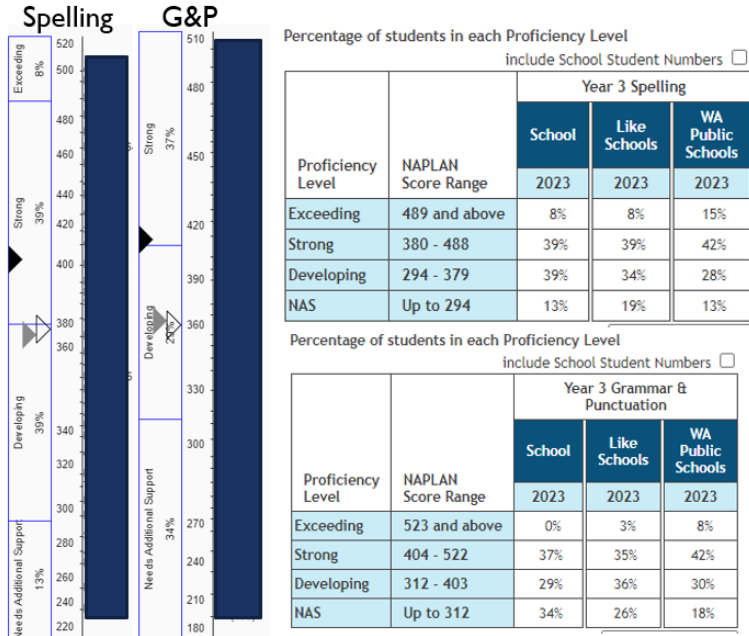
Proficiency Level	NAPLAN Score Range	Year 3 Writing		
		School	Like Schools	WA Public Schools
Exceeding	503 and above	3%	3%	9%
Strong	370 - 502	58%	61%	65%
Developing	296 - 369	24%	24%	14%
NAS	Up to 296	16%	13%	10%

Copy Options



Year 3 Writing results sat within the predicted 'expected' range for our school in 2023. Overall, we were slightly below 'like schools' which is disappointing. It is clear from the graph on the left that it was only a few students in the 'needs additional support' range that were the difference in our overall results. One of those students had only come to our school from overseas recently and had very little English language skills. The Talk4Writing program has been well established at KPS for five years now. However, the addition of the Talk4Writing Planning Document will add consistency of approach across the school and the clearly articulated scope & sequence and Literature Spine will guide teachers on the text type and focus for every term. We are aiming to continue with positive trend lines over the new Business Plan cycle and to be at or above the National Mean by 2026.

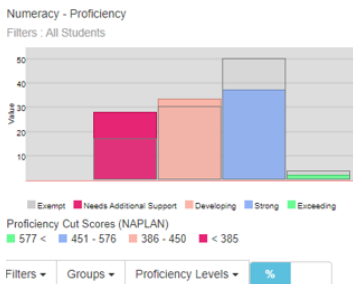
YEAR 3 SPELLING AND GRAMMAR & PUNCTUATION PROFICIENCY



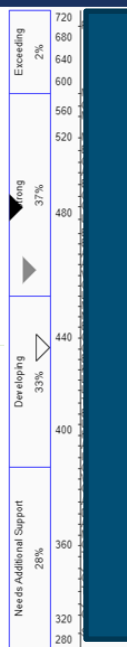
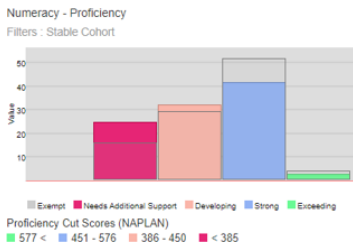
Year 3 Spelling and Grammar & Punctuation results sat within the predicted 'expected' range for our school in 2023. It is pleasing to see that we achieved above 'like schools' in Spelling and close to 'like schools' in G&P. This data coupled with our recent Progressive Achievement Tests indicate an upward trend in the early years in both these tests. We will continue the Letters and Sounds approach as well as strengthening our daily warm ups for sustained success. We are still short of the National Mean in both areas and will be using the professional learning from John Fleming, continual observations and performance development to meet our targets in the 2024-26 Business Plan.

YEAR 5 NUMERACY PROFICIENCY

Cohort: Year 5 KELMSCOTT PRIMARY SCHOOL Y05 2023
Reporting Period: 2023 Y05



Cohort: Year 5 KELMSCOTT PRIMARY SCHOOL Y05 2023
Reporting Period: 2023 Y05



- The graph on the top left reflects the overall performance in each of proficiency bands against 'like schools'
- The graph on the bottom left reflects the 'stable cohort' performance in each of the proficiency bands. There was almost no variance in the result between this result and our overall means.
- The distribution chart on the right indicates where our students scored against the new proficiency standards. The black triangle measures the national norm for all Year 5 students across the country. The grey triangle is where our 'like schools' mean is and the white triangle is the KPS result.

The Year 5 Numeracy results sat below the predicted 'expected' range for our school in 2023. Our school was also behind our 'like schools' in the overall mean. This result vindicates our whole school change management process in implementing Prime Mathematics. Over the next two to three years, we are determined to see our numeracy results increase in Year 5 with our new whole school approach.

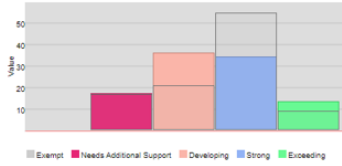
YEAR 5 READING PROFICIENCY

Cohort: Year 5 KELMSCOTT PRIMARY SCHOOL Y05 2023

Reporting Period: 2023 Y05

Reading - Proficiency

Filters: All Students



Proficiency Cut Scores (NAPLAN)

555 < 448 - 554 377 - 447 < 376

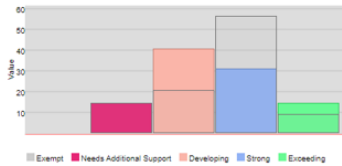
Filters: Groups Proficiency Levels %

Cohort: Year 5 KELMSCOTT PRIMARY SCHOOL Y05 2023

Reporting Period: 2023 Y05

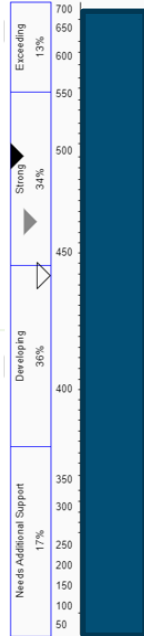
Reading - Proficiency

Filters: Stable Cohort



Proficiency Cut Scores (NAPLAN)

555 < 448 - 554 377 - 447 < 376



The Year 5 Reading results sat below the predicted 'expected' range for our school in 2023. Our school was also behind our 'like schools' in the overall mean. Through our data analysis over the last four years it is clear that our early years are successfully able to decode and are proficient with word recognition. As our students are progressing into the upper years, they are having difficulty with language comprehension. We addressing this by planning a whole school approach to reading including vocabulary, building background knowledge and language structures. This is based on the research around the Science of Reading. We understand the complexities of learning to read and are confident that our new approach will effectively address the identified issues that we have identified. Reading will be our priority area for 2024 onwards

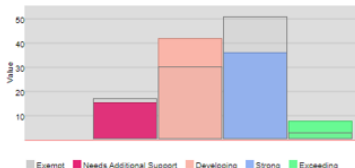
YEAR 5 WRITING PROFICIENCY

Cohort: Year 5 KELMSCOTT PRIMARY SCHOOL Y05 2023

Reporting Period: 2023 Y05

Writing - Proficiency

Filters: All Students



Proficiency Cut Scores (NAPLAN)

570 < 455 - 569 385 - 454 < 384

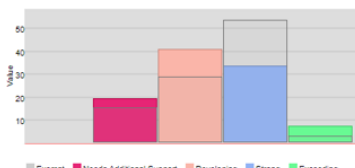
Filters: Groups Proficiency Levels %

Cohort: Year 5 KELMSCOTT PRIMARY SCHOOL Y05 2023

Reporting Period: 2023 Y05


Writing - Proficiency

Filters: Stable Cohort



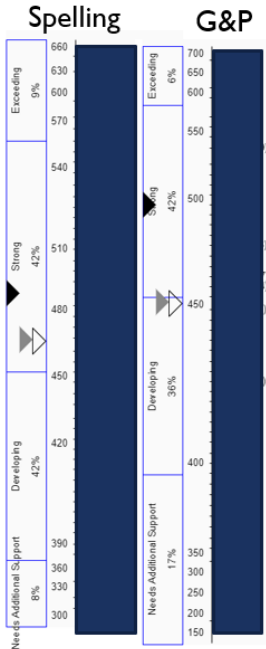
Proficiency Cut Scores (NAPLAN)

570 < 455 - 569 385 - 454 < 384



The Year 5 Reading results sat within the predicted 'expected' range for our school in 2023. It was pleasing to see that our results were very close to 'like schools'. The Talk4Writing program has been well established at KPS for five years now. However, the addition of the Talk4Writing Planning Document will add consistency of approach across the school and the clearly articulated scope & sequence and Literature Spine will guide teachers on the text type and focus for every term. We are aiming to continue with positive trend lines over the new Business Plan cycle and to be at or above the National Mean by 2026.

YEAR 5 SPELLING AND GRAMMAR & PUNCTUATION PROFICIENCY



Proficiency Level	NAPLAN Score Range	Spelling	
		Year 5	
		2023	
		School	Like Sch
Exceeding	553 and above	9%	12%
Strong	451 - 552	42%	48%
Developing	378 - 450	42%	25%
NAS	Up to 378	8%	15%

Proficiency Level	NAPLAN Score Range	Grammar & Punctuation	
		Year 5	
		2023	
		School	Like Sch
Exceeding	582 and above	6%	5%
Strong	470 - 581	42%	43%
Developing	397 - 469	36%	34%
NAS	Up to 397	17%	19%

Year 5 Spelling and Grammar & Punctuation results sat within the predicted 'expected' range for our school in 2023. It is pleasing to see that we achieved above 'like schools' in Spelling and G&P. We are still short of the National Mean in both areas and will be using the professional learning from John Fleming, continual observations and performance development to meet our targets in the 2024-26 Business Plan.

Physical Quotient

At Kelmscott Primary School we are committed to a holistic approach of collecting data on all aspects of student life. The physical quotient testing is conducted by 'Sports Challenge Australia' for all students from PP-Year 6. The testing provides an overall fitness rating for all students based on a 12 minute run, throw, sit-ups, long jump, squat jump, sit and reach and chin-ups. The data is measured against the results of thousands of Australian students using the same testing.



FEMALE FITNESS SCORES (by Age) PHYSICAL PROFILE: MARCH 2023 Kelmscott Primary School

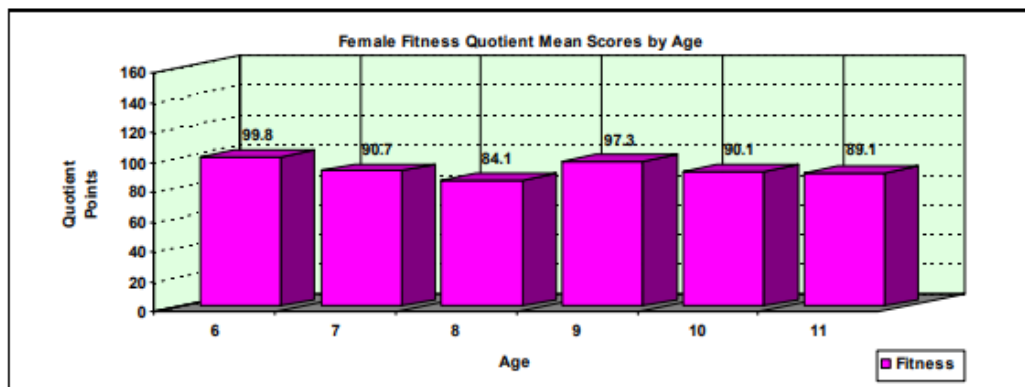
Printing by:
Canon

Website: www.sportchallenge.com.au

Phone: (08) 6254 8133

E-Mail: info@sportchallenge.com.au

Run (m)	Throw (m)	Situps	Long Jump	Squat Jump	Sit and Reach (cm)	Chin-ups (No.)
AGE: 6 Fitness Quotient: 99.83 (15 students tested)						
1398.0	5.1	25.4	1.1	22.7	3.8	0.1
AGE: 7 Fitness Quotient: 90.73 (14 students tested)						
1292.5	5.4	27.5	1.4	22.4	8.1	0.1
AGE: 8 Fitness Quotient: 84.07 (19 students tested)						
1200.3	7.5	27.9	1.2	23.7	4.3	0.5
AGE: 9 Fitness Quotient: 97.29 (15 students tested)						
1500.0	9.7	33.1	1.4	31.0	7.3	1.5
AGE: 10 Fitness Quotient: 90.05 (25 students tested)						
1532.7	12.0	33.6	1.3	27.6	4.1	0.4
AGE: 11 Fitness Quotient: 89.05 (20 students tested)						
1668.5	12.7	34.1	1.5	28.8	2.6	0.4





MALE FITNESS SCORES (by Age)

Printing by:
CANON

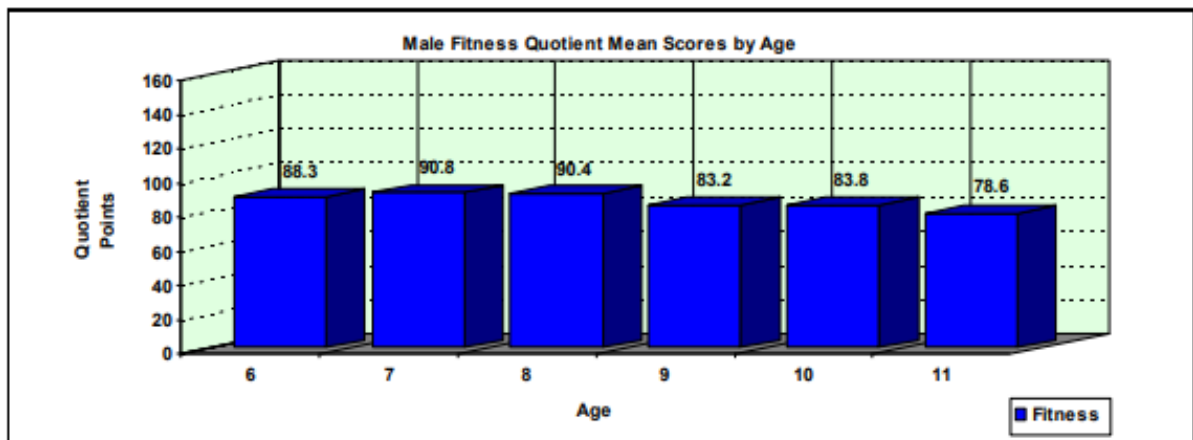
PHYSICAL PROFILE: MARCH 2023
Kelmscott Primary School

Website: www.sportchallenge.com.au

Phone: (08) 6254 8133

Email: info@sportchallenge.com.au

Run (m)	Throw (m)	Situps	Long Jump	Squat Jump	Sit and Reach (cm)	Chin-ups (No.)
AGE: 6 Fitness Quotient: 88.27 (18 students tested)						
1330.3	5.5	25.0	1.1	20.3	1.5	0.2
AGE: 7 Fitness Quotient: 90.82 (20 students tested)						
1488.5	7.6	29.7	1.3	23.4	4.0	0.6
AGE: 8 Fitness Quotient: 90.40 (19 students tested)						
1421.1	11.6	30.6	1.4	28.0	2.2	0.2
AGE: 9 Fitness Quotient: 83.20 (10 students tested)						
1080.0	15.3	33.6	1.5	26.7	-3.3	0.6
AGE: 10 Fitness Quotient: 83.78 (27 students tested)						
1551.7	16.1	35.2	1.4	29.4	-1.1	0.7
AGE: 11 Fitness Quotient: 78.62 (18 students tested)						
1441.7	18.0	33.1	1.5	25.7	-3.3	1.2



Student Well-Being Data

Student well-being and overall happiness is paramount to their overall success at school and in their lives. We conducted surveys from PP-Yr 6 that will measure student self-worth, student self and others, student self and school and student self and home means. This allows up to plan our mental health and well-being programs to suit the needs of our school.



Ph: (08)6254 8133

(2023) JUNIOR PRIMARY SCHOOL

Colour Printing by
Canon

PRE TEST - SUMMARY STATISTICS (Population Tested)

Name: **KELMSCOTT PRIMARY SCHOOL**

Self and School Mean

Mean:	StdDev:	Variance:	Count:
1.528	0.400	0.160	81
Minimum:	Maximum:	Range:	Sum:
0.444	2.000	1.556	123.778

Self and Others Mean

Mean:	StdDev:	Variance:	Count:
1.277	0.449	0.202	81
Minimum:	Maximum:	Range:	Sum:
0.200	2.000	1.800	103.400

Self Worth Mean

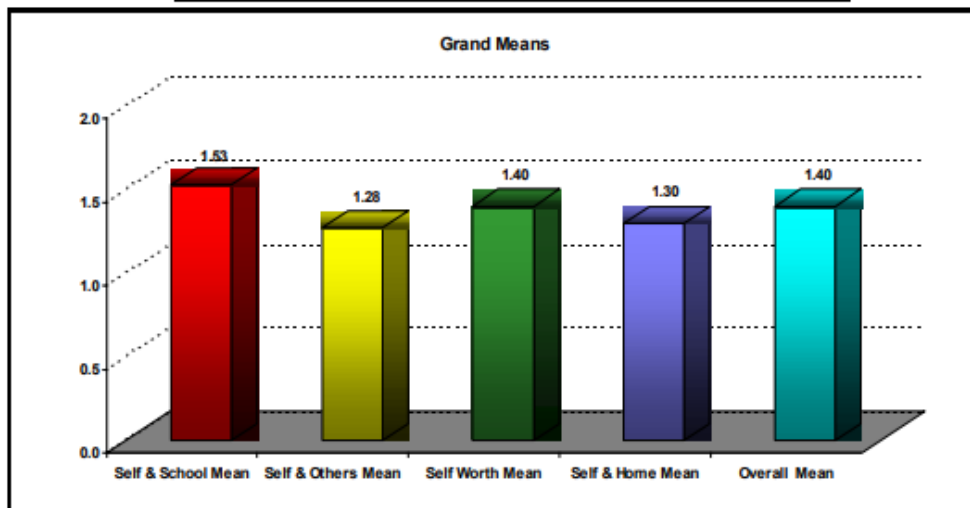
Mean:	StdDev:	Variance:	Count:
1.401	0.410	0.168	81
Minimum:	Maximum:	Range:	Sum:
0.500	2.000	1.500	113.500

Self and Home Mean

Mean:	StdDev:	Variance:	Count:
1.299	0.423	0.179	81
Minimum:	Maximum:	Range:	Sum:
0.400	2.000	1.600	105.200

Overall Mean

Mean:	StdDev:	Variance:	Count:
1.401	0.302	0.091	81
Minimum:	Maximum:	Range:	Sum:
0.760	2.000	1.240	113.520





(2023) M / U PRIMARY SCHOOL
PRE TEST - SUMMARY STATISTICS (Population Tested)

Colour Printing by
Canon

Ph: (08)6254 8133

Name: KELMSCOTT PRIMARY SCHOOL

Self and School Mean

Mean:	StdDev:	Variance:	Count:
1.248	0.335	0.112	123
Minimum:	Maximum:	Range:	Sum:
0.375	1.875	1.500	153.500

Self and Others Mean

Mean:	StdDev:	Variance:	Count:
1.108	0.392	0.153	123
Minimum:	Maximum:	Range:	Sum:
0.000	2.000	2.000	136.333

Self Worth Mean

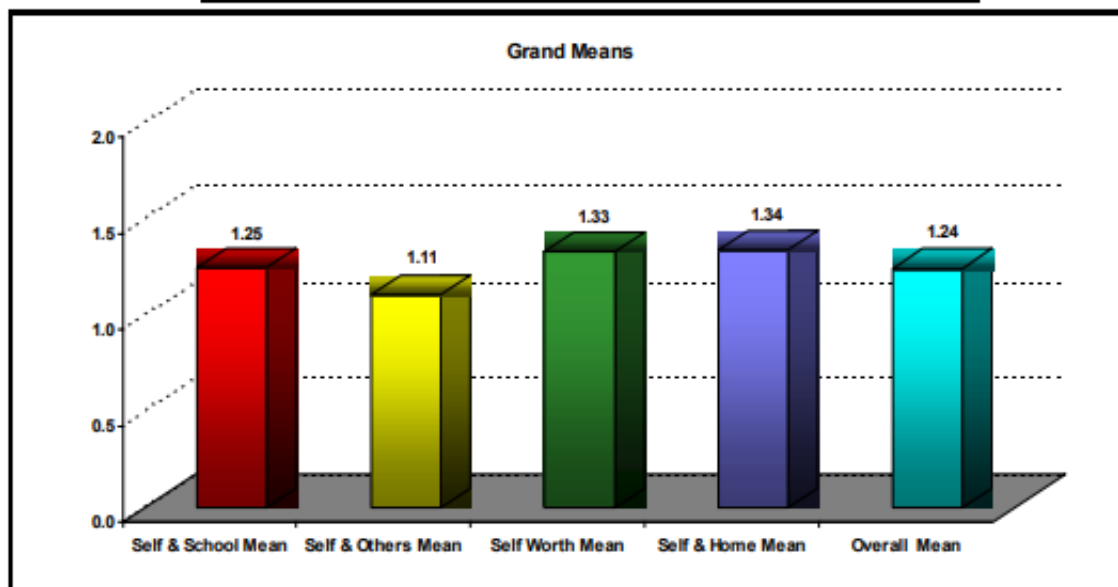
Mean:	StdDev:	Variance:	Count:
1.331	0.407	0.166	123
Minimum:	Maximum:	Range:	Sum:
0.333	2.000	1.667	163.667

Self and Home Mean

Mean:	StdDev:	Variance:	Count:
1.339	0.530	0.280	123
Minimum:	Maximum:	Range:	Sum:
0.000	2.000	2.000	164.667

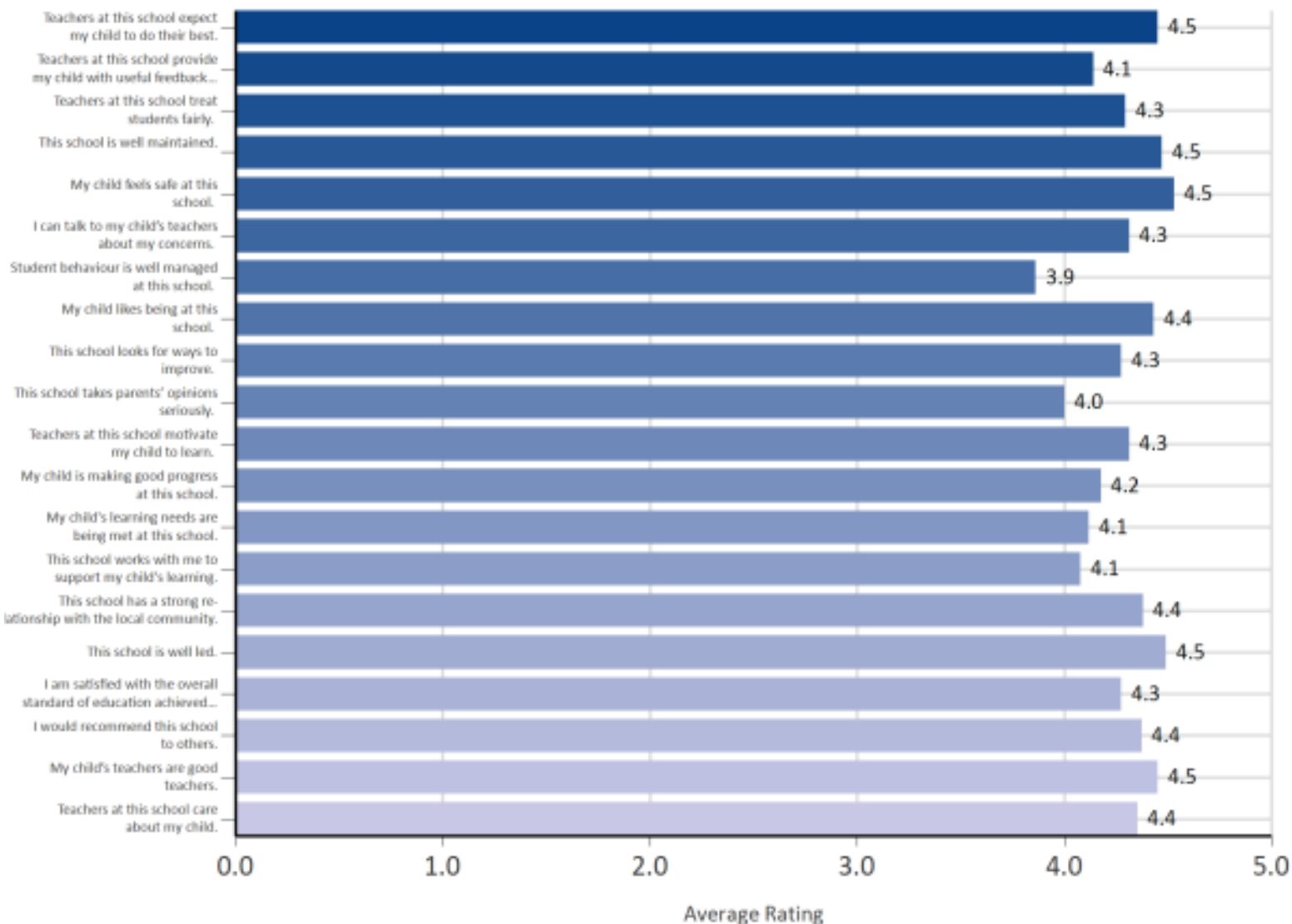
Overall Mean

Mean:	StdDev:	Variance:	Count:
1.245	0.296	0.087	123
Minimum:	Maximum:	Range:	Sum:
0.391	1.826	1.435	153.130



National School Opinion Survey

Each year we complete a survey to gauge community perspectives on our school. Below are snippets of the results which were overall very positive with the majority rating well over 4.0. This is an excellent improvement on previous years and something we as a school have worked incredibly hard to achieve. The areas that scored the highest were 'teachers at this school expect my child to do their best', 'this school is well maintained', 'my child feels safe at this school', 'this school is well led' and 'my child's teachers are good teachers'. We scored lowest on 'student behaviour is well managed at this school'.



Kelmscott Primary School Revitalisation Project

As principal of this school it has been my mission to provide our students with the best learning environment possible. 'Pride' is one of our core values that we hope all our students, staff and community feel when they walk around our beautiful school.



Some of the new projects include the new electronic sign on the corner of River Rd and Orlando Dr. The new signage panels on the carpark fence and the back gates. Our new long jump pit. The new patios between the Science Room and Room 1. New bag hooks across the school. Library upgrade. The Developmental clinic and the Room 5 restoration. We have a list of new projects ready for 2024.







Highlights of 2023

2023 was such a great year at KPS, below are just some of the great events we held.



Kelmscott Primary School was the winner of the 2023 Western Australian Principals' Association award for Excellence in Culture, Community and Wellbeing

2023 Christmas Concert





Fathering Project





Tree Planting Day 2023



KPS CROSS COUNTRY 2023







Highlights include: Wildcats visit, Year 6 camp, mud run, bingo night, Awesome Evening, SMILE breakfast, MAGIC Breakfast, book week, Easter hat parade, ANZAC Day, NAIDOC, volunteers morning tea, family picnic, Year 6 bake sale, Ride2School, KPS Playgroup, KABOOM Percussion and tree planting.

Specialist Programs

At Kelmscott Primary School, we are proud to offer a range of specialist programs that enhance the learning experience for all of our students.

Instrumental Music School Services Program – Ms Therese Arnold

Highlight 1 – Performing at School Assembly

Due to the commitment of students attending their weekly lessons and Junior String Ensemble rehearsals, the quality of playing set songs and Advance Australia Fair improved and therefore students were keen to perform at the school assembly held every 3 weeks.

The opportunity to perform in front of peers and family for students is a highlight in their development as a musician. Ensemble playing gives students a sense of belonging to a group, confidence, and an ability to see themselves as life-long learners.

Highlight 2 – Retention of students into Secondary School

Now, in 2023 students from this IMSS Music program are studying violin, viola, cello and double bass at the Kelmscott SHS and other GATE secondary colleges in Perth, and privately. The Junior Ensemble is an important part of the school and helps to maintain the retention of specialist string students in our local secondary schools. I am proud of the achievement of my students and other students to be prepared to get up in front of their peers and show that their musical talents are being acknowledged without fear or criticism in a safe learning environment and they are willing to put in the extra effort to achieve excellence. I am proud of the Principal and Staff, in promoting and supporting the IMSS program.

Therese Arnold

Ensemble Director/ violin and viola teacher

Instrumental Music School Services

Perth

Music/Choir – Mr Travis Vandermeer

In Term 2 of 2023, students were treated to a performance by the amazing Kaboom Percussion. Students were captivated as hosts, Josh and Carissa, took students on a musical journey utilising a range of conventional and not-so-conventional percussion instruments. Using a variety of regular household items to create instruments, Kaboom Percussion performed original and some more familiar pieces of music on instruments such as cups, buckets, chairs, broomsticks, the cimbalom and angled marimbas. Many students were inspired to try putting their own percussive talents to use on similar items they found at home!

The Massed Choir Festival

The choir worked very hard in 2023 to learn a range of different songs during the year which they were to perform for the Massed Choir Festival. All the hard work and early mornings paid off as the Kelmscott Primary School choir came together with various other schools from around WA to form a massed choir of approximately 500 students between Years 4 to 6. After performing together at just two rehearsals at Churchlands Senior High School and the Perth Concert Hall, the students were ready for the big night which they had been practising for. The bus arrived in the early evening and students filed into the concert hall, to come together on the main stage for one last rehearsal before the show. Students then

went back stage for one last briefing and a few deep breaths to quell any butterflies in the stomach before returning to the stage, only this time rather than being greeted by an empty hall, it was filled with up to two thousand people, eager to watch their performance. Parents and carers, who had no doubt been subjected to loud singing from their child's bedroom as they practiced the songs at home, were now able to witness the fruits of their labour as the massed choir belted out the repertoire of songs that by now was surely very familiar. It's safe to say that the audience was blown away by the performance of the choir and there were a lot of proud mums, dads and family members who got to witness their precious child perform to a packed house at an iconic venue that has hosted some of the world's biggest names in music such as the London Philharmonic Orchestra, Ray Charles, K.D. Lang, Sting and PJ Harvey to name a few. To see the beaming smiles on the faces of the students and share in their joy as they returned back stage then later to their families after the performance was a reminder of just how powerful and important such an event is in shaping young lives and contributing to the amazing culture of Kelmscott Primary School.

Choir Performances at Anzac Day, School Assembly, Awesome Night and the Christmas Concert. In addition to the songs learned for the Massed Choir Festival, the choir also learned a selection of extra songs for different performances to go along with the regular assembly performances, where they got to "road test" the songs they were learning for the festival. On Anzac Day, the choir performed a stirring rendition of "Two Little Boys", a song about mateship and the Anzac Spirit. Their performance was so heartfelt that some in the audience were moved to tears as they captured the power and feeling of the song's message. Awesome Evening saw the choir perform the song "Refuge", which is a song about friendship and welcoming another into one's heart. This act of kindness has the power to provide refuge away from one's troubles and the choir did a fantastic job of embodying the emotion of the song in their performance. The Christmas Concert provided an opportunity for the choir to demonstrate their versatility as they moved away from the solemn and heartfelt and took on a more story telling and celebratory tone with the songs "Nothing Could Stop It" and "Praan", with the latter being sung entirely in another language, namely Bengali. The choir students were required to learn the pronunciations of and memorise words in a completely unfamiliar language and to their credit, not only did they succeed in doing so, but took their performance to a whole new level and left the crowd with beaming smiles and a general feeling of happiness and warmth. It was a fitting way to end not only the Christmas Concert but an amazing year for the Kelmscott Primary School Choir.

Robotics

Our Robotics Team represented our school with pride at the Interschool First Lego League Championships at Southern Grove College. Ex-student Isaac Turner trained and led the team on the day.



Visual Arts – Ms Pauline Cooper

Ms Cooper led the Visual Arts program in 2023. A highlight was the amazing art work that was displayed for the Kelmscott Show which encompassed abstract art, sculptures and clay works.

Physical Education – Mr Michael Donohue

2023 was a great year for Physical Education at Kelmscott Primary School (KPS). The first highlight of the year came from the Winter Lightning Carnival where Kelmscott were named Champions in AFL and Hockey respectively. The footy team were crowned champions for the very first time and the Hockey team were crowned Champions for the 6th time in a row! The KPS Cross Country Carnival was the next sporting event on the calendar. All students from Kindergarten to Year 6 gave their all in their respective events. The top students in the KPS Cross Country qualified for the Interschool Cross Country. Again, our students showed determination and a fierce desire to win. Bayli and Cooper in Year 5 were crowned Champion boy and girl respectively. The next 2 events on our calendar were the KPS Jumps and Throws and the Athletics Carnival. The competition was fierce and both days were full of exciting competition and great sportsmanship! The last 2 events of the year were the Interschool Jumps and Throws and Athletic Carnivals. KPS is one of the smaller schools that compete in the Interschool but, we didn't let that stop us. We showed that although we are a small school we are still as talented as every other school. We had some great results, Bayli Champion Girl Year 5, Cooper runner up boy Year 5 and Tina runner up girl Year 4. I couldn't be more proud of all of the students who participated in various Carnivals either at KPS or in Interschool. Lastly, seeing the talent and level of interest in all aspects of Physical Education in all students at KPS gives me a great sense of joy.

German – Ms Sabine Anderson

All students from Year 3-6 engaged in German language and culture lessons. Lessons were designed to allow for students to research German traditions, food and geography. They then applied their newly formed knowledge in creative ways to present their work with the use of technology.

Aboriginal Education – Ms Roxanne Hirschhausen

2023 saw KPS learn more than ever about the Aboriginal culture. We had one of our best NAIDOC weeks, involving the whole school. We hosted a whole school picnic and served kangaroo hotdogs as well as kangaroo stew, the community came together to celebrate. Our AIEO Roxy has been running multiple workshops and activities across the school, this has given students the chance to learn about the oldest living culture! Students have been able to learn on country as well as in classrooms. Our First Nation students and parents got to participate in an art workshop with their children, which was thoroughly enjoyed! Our cultural growth at KPS has been a great achievement and we endeavour to keep growing and sharing more and more.



Kelmscott Primary School

School Context

Kelmscott Primary School first opened its doors in 1882 in the church next to the existing school grounds on River Road. Eighteen children were enrolled and one teacher was appointed to oversee their education. In the years to come, children from surrounding areas in Armadale travelled to Kelmscott Primary School as it was the only educational facility in the area.

Student Numbers

Primary	Kin	PPR	Y01	Y02	Y03	Y04	Y05	Y06	Total
Full Time	(21)	49	40	44	42	38	57	43	334
Part Time	42								

Note: The Kin Full Time student figure represents the Full Time Equivalent of the Part Time students

	Kin	PPR	Pri	Sec	Total
Male	25	28	131		184
Female	17	21	132		170
Total	42	49	264		355

Student Attendance

Student attendance is still recovering in the aftermath of the COVID-19 pandemic.

Attendance % - Primary Year Levels

	Attendance Rate						
	PPR	Y01	Y02	Y03	Y04	Y05	Y06
2021	89%	88%	90%	91%	91%	93%	91%
2022	87%	83%	83%	83%	85%	85%	84%
2023	84%	88%	86%	87%	90%	89%	91%
WA Public Schools 2023	88%	89%	89%	89%	89%	89%	89%

Staff Information

	No	FTE	AB'L
Administration Staff			
Principals	1	1.0	0
Associate / Deputy / Vice Principals	2	2.0	0
Total Administration Staff	3	3.0	0
Teaching Staff			
Other Teaching Staff	23	17.8	0
Total Teaching Staff	23	17.8	0
Allied Professionals			
Clerical / Administrative	3	2.4	0
Gardening / Maintenance	1	0.4	0
Instructional	1	0.2	1
Other Allied Professionals	11	7.6	0
Total Allied Professionals	16	10.6	1
Total	42	31.4	1





Department of Education

Operational-Dec 2023

School Financial Summary

Issued on 15 February 2024

School:	Keimscott Primary School	School Year:	Dec 2023 (Verified Dec Cash)
Region:	South Metropolitan Region	Aria:	0
		Distance to Perth (km):	23.81

One Line Budget

	Current Budget	Actual YTD	Variance
Carry Forward (Cash):	\$ 128,363	128,363	-0
Carry Forward (Salary):	\$ 259,708	259,708	0
INCOME			
Student-Centred Funding (including School Transfers & Department Adjustments):	\$ 3,839,901	3,839,901	0
Locally Raised Funds:	\$ 174,682	174,682	-0
Total Funds:	\$ 4,402,654	4,402,654	-0
EXPENDITURE			
Salaries:	\$ 3,369,338	3,369,338	0
Goods and Services (Cash):	\$ 847,884	691,413	156,471
Total Expenditure:	\$ 4,217,222	4,060,751	156,471
Variance:	\$ 185,432	341,903	-156,471

Student-Centred Funding	
Per Student	\$ 2,653,252.00
School and Student Characteristics	\$ 879,478.66
Disability Adjustments	\$ 737.85
Targeted Initiatives	\$ 203,341.39
Operational Response Allocation	\$ 108,685.00
Regional Allocation	\$ 0.00
Total	\$ 3,845,494.90
Transition Adjustment	\$ 0.00
Total After Transition Adjustment	\$ 3,845,494.90

Minimum Expenditure Requirement Summary	
Current Budget - SCFM and Locally Raised Funds	\$ 3,955,452
Minimum Expenditure Requirement	
96% of current budget	\$ 3,797,234
10% of carry forward	\$ 62,456
Total Minimum Expenditure	\$ 3,859,690
Current Forecast Expenditure	
Salaries	\$ 3,369,338
Goods and Services (Cash Expenditure)	\$ 678,335
Total Forecast Expenditure (cash and salaries)	\$ 4,047,673

Bank Account Balances (Cash)	
Bank Account	\$ 364,134.21
Investment Account(s)	\$ 0.00
Building and Other Funds Account	\$ 0.00
Total for all Bank Accounts*	\$ 364,134.21

*Reserve balances are included in the total

Reserve Account Balances	
BI Improvement Add/Improve Re	\$ 58,052.62
Computer Equipment Reserve	\$ 58,578.00
Furniture & Fittings Reserve	\$ 35,495.94
Cleaner/Gardener Equipment Res	\$ 8,225.40
Office Equipment Reserve	\$ 3,500.00
Multi Media Equipment Reserve	\$ 16,500.00
Masic Equipment Reserve	\$ 3,040.00
Photocopier Reserve	\$ 7,046.54
Total for all Reserve Accounts	\$ 190,438.50

Jason Bushe-Jones
Principal

Daniel Attewell
School Board Chair